

RAVELINGS



msqg.org

Facebook: Missouri State Quilters' Guild

January 2021

Message from our president

Dear Ladies and Gentlemen,

January 2021

As we say farewell to 2020, I am reminded of all the things that we were unable to do as a guild. We each have our own tales of woe, but no sense on dwelling on them. I am excited about the vaccine that will be available to many people shortly. Opening up our world again to friends and family. My wish and prayer are that our long, anticipated Spring retreat will finally take place. Serna Crisp, vice-president, has worked hard to keep it on track. So much has to do with what the mandate is at that time. We will keep you posted as the weeks progress.

With the moving of Denise Nehl, membership chairman, I have appointed Cheri' Hofelt to finish out her term. A big thank you and welcome to Cheri' for stepping up and helping out the guild. We are still in need of a nominating member to fill that committee. Anyone interested can call myself or any of the board members.


We had an unofficial meeting in December. It was scheduled and cancelled the night before due to the lack of a quorum. Since Denise was moving in a week, I kept the meeting with her to get all of the Membership files. I sent out the cancellation notice at 7pm the night before. At 6:30am I find out my email did not reach anyone. So, I ask Janice Williams to please send one. Three board members and a guest ended up at Denny's for lunch. A good nonmeeting meeting. We talked of ways to stay connected. We decided to send a letter with the next mystery quilt clue. (we included the first two also). Also, in this newsletter you will find the pages of the updated Board members and new members You can paste them in your 2019/2020 handbook. It was suggested we have a monthly drawing. Gifts could be fat quarter bundles or something mailable. We could picture them on Facebook/web. The winner might share how they were and/or plan to be used.

If anyone has a suggestion as to what we can do, or what they would like us to do, I am all ears and listening.

Smile, life is too short to be unhappy,

Juanita Miner, President MSQG

573-778-6140



Hello MSQG members,

I hope this finds you well in the New Year and busy in your quilting corners. I would like to hear from all of you regarding the activity your local guilds are doing to keep you connected and inspired.

My local guild has zoom meetings and special interest groups keeping connected by internet and phone. One of our members sends us links for special projects and encourages the participants to send photos of their finished project. We also are continuing our annual winter challenge with a new twist. Rather than Show and Tell our entry at our March meeting...which of course cannot be held... the local quilt shop will display our entries so the quilters and local shoppers can view our creations and decorate the shop.

Juanita's group has a small gathering and they do a make and take project and then send the other members the directions so they can "play" too. They have made YOYO Christmas Trees; Snowman Mug Rugs and their upcoming project is to make a heart from an old quilt. I wouldn't mind seeing the results and trying it myself.

Here are a few sites I have seen from my local guild:

Fat Quarter Shops Jolly Jabber <<http://blog.fatquartershop.com>> they did mini-Christmas ornaments.... start now for next year. Also, Riley Blake Designs had a you tube on darling mini ornaments made from the thread spools we throw away....

I suggest you look at the businesses listed in our membership book. They probably have you tubes and blogs you can follow. If you do more from book patterns and newsletter patterns like myself, try making a whole quilt out of the NO Point Star Pattern friendship block you received in last year's Spring registration from Serena Crisp....it is now my favorite block. LOL all my points come out beautiful for a change.

I hope when we meet again you will have challenged yourself to a new pattern or project and share your experience with us. I also ask if you have suggestions we can share on Facebook, our website and in emails and newsletters, you will let me know and I will get them to the source if you need assistance. I can be reached by text 314-610-2834, e mail jeanette.gregory.z6@gmail.com or by P.O. Box 489, Vichy, MO 65580.

Share your ideas, those of your local guilds, tell us about your success and inspired moments.... let's stay connected and busy until we meet again.

Keep on Stitching

Jeanette Gregory

Publicity Chair MSQG

NOTES
December 5, 2020

Since some members did not receive the cancellation notice, those who made the trip gathered in Kingdom City and had an informal meeting.

Gayla's letter was read. The wool instructor will not be able to do the 2021 fall retreat. A new instructor is needed. Madeline assured us she will be able to teach in 2021.

January newsletter--will be mailed to bring members up to date. Madeline is checking into a less expensive form of mailing, perhaps taping the pages together. The last two mailings have been in an envelope.

The third installment of the mystery quilt will be included in the January newsletter along with parts one and two so new members will receive all installments.

Spring Retreat information will be included in the January newsletter. The retreat is scheduled for April 9, 10, and 11 at the Trout Lodge.

Information for the newsletter needs to be to Madelyn by December 30.

Bryan will invite membership for messages in email. Zoom meeting can be set up if wanted. Cheri will check into it. Jeanette Gregory knows someone who will help with Zoom.

Juanita confirmed Capital Plaza Hotel did not charge for the 2020 fall retreat cancellation. The 2021 fall retreat will be held there in Jefferson City.

Maria Ford will teach a class or give a report for a grant of \$400.

Dues will be charged for next year.

Ways and Means—Cheri Quick's letter was read. In an effort to spark interest in the Guild, there will be monthly drawings from the membership and prizes awarded. Gayla received fabric for fall retreat from Missouri Star and some of it can be used for the drawings. She also had rulers she could donate. The group questioned the mailability. If funds are needed, perhaps a raffle could be held to raise funds.

We would like to take this opportunity to give Denise and Bryan Nehl a big thank you. Denise thank you for serving as membership chair and Bryan for all your computer expertise and getting us set up to accept credit cards. We will greatly miss both of you but want to wish you the very best in your new home.

Cheri' Hofeldt was willing to complete the term of Denise Nehl by accepting the position of membership chair. We want to announce the appointment of Cheri' Hofeldt as the new membership chair. We look forward to working with Cheri' in this capacity. A big thank you to Cheri' for accepting the position. We look forward to having Cheri join the board.

Last year's financial report was read. An updated treasurer's report will be needed for the January newsletter.

We need one member for the nominating committee...interested?'



ZOOM is the name of a video conferencing platform.

By installing a client on your device, you can interact with a zoom server that is hosting a video conference that someone else started.

With zoom you can start your own meeting that other people can join. Using a password or entry lobby restricts who can join the meeting.

The MSQG is looking into hosting some zoom sessions for members. To participate you'll need to create an account with zoom. <https://zoom.us/signup> You can use an existing Google or Facebook account to sign in with.

You will need to download the software for your device. You can use a laptop or PC with a webcam, a phone or tablet. <https://zoom.us/DOWNLOAD>

Overall, it is usually a pretty straight forward process to set up zoom. Once, that is done, you'll get the hang of it and be able to see, talk and chat with others. You'll probably also find that quite a few other organizations are also using zoom.

In the future we will do a "get acquainted with zoom" meeting. Then we're kicking around ideas of online demos or show and tell, etc. Please send your ideas of what you would like to see to Jeanette Gregory.

MARK YOUR
CALENDAR!

Quilt Camp

October 8, 9, 10, 2021 at the Capitol Plaza in Jefferson City, MO. Classes, quilts, food, quilts, bonfire, quilts, s'mores, quilts - well, you get the idea! More details will be revealed at Annual Meeting – and you won't even need bug spray!



ANNUAL MEETING-SPRING RETREAT



YMCA Trout Lodge
Potosi, MO
April 9-11, 2021



Registration needs to be in before March 1st this year.

Please take time now to print and complete the registration form located on page 9 and 10 of this newsletter. Class information and other information can also be found in the newsletter.

Make plans now for a wonderful time in the Ozarks as winter fades away and spring blooms all around.



Information about the Retreat at Trout Lodge:

- We will be in the main lodge.
- All rooms are double occupancy. All rooms have 2 queen beds, private bathroom, and a balcony facing the lake. There is no savings by putting more than 2 in a room. If you don't have a roommate, we can help with that.
- Rooms **DO NOT** have coffee pots (free coffee is available in the lobby beginning at 6:30AM), hair dryers, irons, shampoo, conditioner, T.V. (there is a TV with Dish network on the third-floor lobby), or phones.
- Wi-Fi is available. The Waterwheel Country Store has snacks, drinks, ice-cream, gifts, toys, clothing, souvenirs, toiletries, jewelry, and more. It is located next to the mini-golf course.
- Fitness room is located in the Recreation Center – get an entry code from the Front Desk.
- To see photos and get directions to Trout Lodge go to www.ymcaoftheozarks.org.



- Here are some of the additional activities we will have at the Spring Retreat/Annual Meeting:
- Special Friday Opportunity - Cottage Grove Quilt Company
- On your way to the Spring Retreat in Potosi you have the chance to check out a new quilt shop, enjoy a trunk show, demonstration, and have a catered lunch!
- Cottage Grove Quilt Company will host a special Studio 180 Trunk Show and luncheon just for Missouri State Guild Members on Friday, April 9, 2021 starting at 10 AM. Cost is \$15 and includes the trunk show with a demonstration and a catered lunch.
- If you plan to attend you must register at: <https://www.cottagegrovequilt.com> or call the shop at 636-337-5407.
- Cottage Grove Quilt Company opened their doors on February 14, 2020 (yes, just before the pandemic hit!). Shop owner and MSQG member, Christy Zawodniak, is certified instructor for Studio 180 Design and taught at the MSQG Fall 2019 Retreat. If you can't attend this special event, Christy does host a FaceBook Live fabric sale every Monday at 3:00 PM and Thursday at 7:00PM.
- Edg-Clif Farms and Vineyard
- Just a few miles past Trout Lodge you will come to a lovely winery. The owners have offered us a coupon to be used at their facility. If you want to visit them before coming to the retreat, be sure to stop by the Lodge to pick up your coupon before heading to the vineyard. Edg-Clif Farms & Vineyard 10035 Edg-Clif Dr. Potosi, MO 63664, 573-438-4741, www.edg-clif.com
- Fat Quarter Exchange
- Bring fat quarters for the fat quarter exchange. Bring as many quilt-shop quality fat quarters as you wish. Put your name on a piece of paper and roll it up in the fat quarter and secure with a ribbon, rubber band, or string. Turn these in when you arrive for the retreat. The fat quarters will be divided into groups depending upon the number turned in. Sunday morning one fat quarter will be drawn from each group. That person will win the fat quarters from that group. You can win these more than once.
- Friendship Block Exchange
- Make blocks following the pattern included in this newsletter. Be sure to pay attention to the fabric theme. This is a great block since the star "floats" on the background – no chance to cut off your star points! Make as many blocks as you like. Turn these in when you arrive for the retreat, you will receive a raffle ticket for each block your turn in. The blocks will be divided into groups depending upon the number turned in. Sunday morning one raffle ticket will be drawn for each group of blocks. You can only win one set of blocks.
- Ways and Means 50/50 Raffle
- Bring your dollars and purchase raffle tickets. On Sunday one lucky ticket will be drawn and the winner gets ½ of the total collected!
- Ways and Means Raffle
- Bring your dollars and purchase raffle tickets. On Sunday one lucky ticket will be drawn and the winner gets the item!
- Demo Night
- On Friday night visit different stations to learn how to make quick little items. Supply lists will be sent with your registration if you wish to make the item or you can just watch the demonstration.

- Class Option
- Sometimes you want to learn something new and sometimes you just want to sew on your current projects and UFOs. This year you have that option. If you wish to take the class mark that space on your registration form and include the class fee when you mail in your form. You will purchase your pattern directly from the teacher at the beginning of class.

ANNUAL MEETING-SPRING RETREAT



**YMCA Trout Lodge
Potosi, MO
April 9-11, 2021**






Susan R. Marth has a degree in architectural interior design, where she enjoyed space planning and designing for corporate offices in major office tenant buildings in the St. Louis, MO, area until becoming a stay-at-home mom. Soon after leaving her career, Susan's passion to design and work with color was fulfilled with fabric in the form of quilting.

At the request of fellow quilters, in 2003, Susan began putting her original quilt creations into pattern form and started her business, Suzn Quilts patterns. Many of her patterns are seasonal in theme and some of her best-sellers continue to be her own method of quilt-as-you-sew quilts. More recently however, her little Dresden plates have exploded in popularity. Susan's ability to draft detailed instructions has earned her many accolades, *"Your pattern was very easy to follow . . . it was like you were sitting here telling me what to do next!! I like that! Have a blessed day . . . Dana"*

Susan attends International Quilt Market twice annually, selling to the trade. Her patterns, books & fabric are being sold internationally through quilt shops, catalogs and leading distributors. In addition, Susan's quilt designs can also be found in leading quilting magazines.

Susan enjoys lecturing, teaching workshops and sharing her joy of quilting and design with others. For information about Susan's books and patterns, or her teaching availability, please visit www.SuznQuilts.com





2021 Spring Retreat/Annual Meeting

YMCA Trout Lodge, Potosi

April 9-11, 2021

STEP 1: Read the following information:

- MSQG membership must be current.
- Non-member retreat participants must pay an additional \$30 fee. (This fee does not apply to a roommate who is not participating in the retreat.)
- Registration closes on **March 1, 2021.**
- Registrar will send a confirmation Email or letter after March 6, 2021 with final details.
- Cancellations after March 6, 2021 may not get a full refund. Some retreat costs are guaranteed on that date and are non-refundable to the guild.

STEP 2: Please Print

Name: _____ First Time Attending? Yes____

Mailing Address: _____ City: _____

State: _____ Zip: _____ Email: _____

Phone: Home _____ Cell _____

STEP 3: Circle: Full Retreat, Commuter, Nonparticipating Roommate

Full Retreat Cost - \$ 210

Includes: Lodging Friday and Saturday night; Meals: Friday- Dinner, Saturday – Breakfast, Lunch, and Dinner; Sunday – Breakfast, Lunch; Saturday night guest speaker.

I need a roommate- Yes _____

My roommate is: _____ (double occupancy only)

Commuter Cost \$ 65

Includes: Meals: Saturday- Lunch, Dinner; Saturday night guest speaker.

Non participating Roommate Cost \$178

Includes: Lodging Friday and Saturday night; Meals: Friday- Dinner, Saturday – Breakfast, Lunch, and Dinner; Sunday – Breakfast, Lunch.

COMPLETE BOTH SIDES BEFORE MAILING

STEP 4: Class Option : Susan Marth - Little Dresdens The morning class and afternoon class are the same. Space is limited to 25 in each class. Get your registration early!

Circle one: AM Class 9:00 AM – Noon PM Class 1:00PM – 4:00PM

Cost: \$26 payable with registration Pattern cost \$7.50 payable to Susan at the time of the class.

Circle the pattern you wish to make:

Jan., Feb., Mar., April, May, June, July, August, Sept., Oct., Nov., Dec, Birthday, Dresden Friends

STEP 5: Special Needs

List any special needs in the space below, include such things as special dietary needs, near the elevator, roll in showers, grab bars, etc. Please be as specific as possible.

STEP 6: Total Due at Time of Registration:

Full Retreat	\$210	\$ _____
Commuter Retreat.	\$65	\$ _____
Spouse.	\$178	\$ _____
Non-member supplemental fee.	\$30	\$ _____
Class.	\$ 26	\$ _____
Total		\$ _____

Step 7: Final Steps

- Make a copy of both sides of this form for your records.
- Make checks payable to Missouri State Quilters Guild. NOTE: Checks will not be cashed until Monday, April 5, 2021.
- If you would like a copy of your confirmation mailed to you please include a self-addressed stamped envelope with your registration and check. Otherwise, you will be notified via Email.
- Mail to: Barb Reininger, 788 Beverly Ann Dr., Fenton, MO 63026

IMPORTANT ARRIVAL INFORMATION

Sewing room will be open at 1:00PM on Friday, April 9, 2021. Room check in 3:30PM on Friday and check-out is 11:30 AM on Sunday

If you have any questions about the registration process please email or call Barb Reininger samplerbee@yahoo.com 314-303-9015.

COMPLETE BOTH SIDES BEFORE MAILING

Friendship Block

No Point Star

10 1/2 " Finished

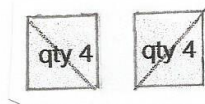
Beginner Level

Step 1: Cutting the Fabric

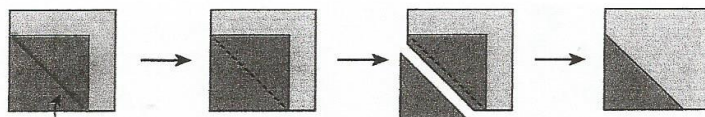
- Fabric A: Center of Star cut 1- 4 inch square of pastel print
- Fabric B: Background cut 8 - 4 inch squares of white
- Fabric C: Star Points. cut 8 - 4 inch squares of complimentary pastel print

Step 2: Making the Star

- Draw a diagonal line on the back of Fabric C squares.




- Place one Fabric C onto the corner of a Fabric B square. Sew along the drawn line. Trim 1/4" away from your seam and press triangle to the corner.



pencil line

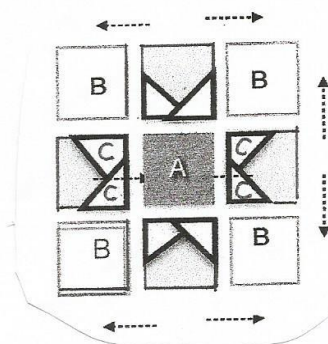
- Place another Fabric C square on the adjacent corner and sew along the drawn line. Trim and press the corner out. Square should measure 4" x 4". Repeat to make all 4 units.



Make 4

Step 3: Assembling the block

- Arrange the blocks as shown
- Sew into rows. Press seams as shown.
- Sew rows together to finish the block.
- Press seams as show



For complete layout and fabric amounts for quilts in 5 sizes go to:

<https://cluckclucksew.com/wp-content/uploads/2017/12/No-Point-Stars-Free-Pattern.pdf>

**Spring Retreat/Annual Meeting
YMCA Trout Lodge, Potosi, MO
April 9-11, 2021**

Friday, April 9, 2021

1:00PM – Sewing Room Opens for set up and free sewing - *Mallard Room – 2nd Floor*
Turn in Friendship Blocks and Fat Quarters

6:00 PM - Dinner - *Dining Room – 4th Floor*

7:00PM - Demos - *Mallard Room – 2nd Floor*

8:00 PM - ? Open Sew- *Mallard Room – 2nd Floor*

Saturday, April 10, 2021

6:30 AM – Free Coffee available- *Main Lobby – 4th Floor*

Open Sew Room opens - *Mallard Room – 2nd Floor- can be open earlier if you wish*

8:00 AM - Breakfast – *Dining Room – 4th Floor*

9:00 AM - Class or Open Sew – *Mallard Room – 2nd Floor*

Noon - Lunch – *Dining Room – 4th Floor*

6:00 PM - Dinner – *Dining Room – 4th Floor*

7:00 PM - Evening Program – *Mallard Room – 2nd Floor*

8:00 PM - ? Open Sew – *Mallard Room – 2nd Floor*

Sunday, June 11, 2021

NOTE: Please clean up sewing area before lunch at Noon.

6:30 AM – Free Coffee available- *Main Lobby – 4th Floor*

Open Sew Room opens - *Mallard Room – 2nd Floor – can be open sooner if you wish*

8:00AM - Breakfast – *Dining Room – 4th Floor*

9:00 AM – Annual Meeting, Election of Officers, 50/50 Drawing, Show and Tell,

Friendship Block Exchange, Fat Quarter Drawing,

Raffle Item Drawing – *Mallard Room – 2nd Floor*

Noon - Lunch – *Dining Room – 4th Floor*

Safe journey home and see you at the Fall Retreat

October 8-10, 2021- at the Capitol Plaza Hotel, Jefferson City, MO.

MISSOURI STATE QUILTER'S GUILD

MYSTERY QUILT - A 5 PART MYSTERY PART 1

FABRIC REQUIREMENTS:

There are 8 fabrics in this quilt from very light to very dark. Choose a large main print (or border print) for the border, a medium print, and for the remaining 6 fabrics, choose small prints or tone-on-tones/blenders. Fabrics like white on white or batiks. These are fabrics that look almost solid. These should include a very light and very dark fabric and 4 coordinating and contrasting fabrics ranging from medium light to medium dark.

The quilt is 60" x 78". If you want to make it larger, plan on adding $\frac{1}{4}$ to 1 yard to each of the measurements.

Fabric 1: Light 1-7/8 yards

Fabric 2: Contrast #1 - 7/8 yard

Fabric 3: Contrast #2 - 3/4 yard

Fabric 4: Contrast #3 - 3/4 yard

Fabric 5: Contrast #4- 1 yard

Fabric 6: Dark — 1-1/4 yards (includes binding)

Fabric 7: Medium size print — 7/8 yard

Fabric 8: Large print 1-1/2 yards or Border print 2-1/2 yards

QUILTING TERMS

*HST means half-square triangle. That is a square cut once diagonally to create two triangles.

*QST means quarter-square triangle. A square cut twice diagonally to create four triangles.

*WOF means Width-of-Fabric. Strips that are cut the full width of the fabric (40"-42").

*LOF means Length-of-Fabric. These are strips that are cut parallel to the selvage edge such as border prints. *All seams are sewn with a $\frac{1}{4}$ " seam. Be sure to measure each section before moving on and make adjustments on the way.

*Test your $\frac{1}{4}$ " seam allowance before sewing. Cut three 1-1/2" strips and sew them together. The center strip should equal exactly 1 ". If it is smaller, the seam is too big, if it is larger, the seam is too small.



MISSOURI STATE QUILTER'S GUILD

MYSTERY QUILT

PART 2

CUTTING INSTRUCTIONS

Fabric 1

Cut: (5) 2-3/8" x WOF strips. Sub-cut into (72) 2-3/8" squares. Cut each square once diagonally into (144) HST.

Fabric 2

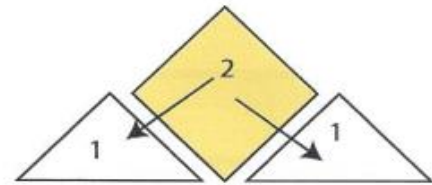
Cut: (4) 2" x WOF strips. Sub-cut into (72) 2" squares.

Fabric 3

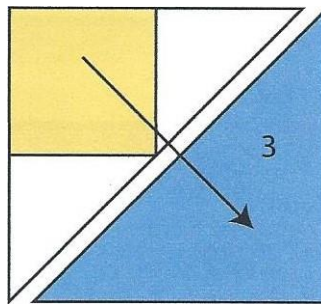
Cut: (4) 3-7/8" x WOF strips. Sub-cut into (36) 3-7/8" squares. Cut each square once diagonally into (72) HST.

SEWING INSTRUCTIONS (Press in the direction of the arrows.)

1. Sew (2) 2-3/8" Fabric 1 HST to two sides of the 2" Fabric 2 square.



2. Sew the 3-7/8" Fabric 3 HST to the unit from step 1. Unit should equal 3-1/2" square. Make (72) units.



MISSOURI STATE QUILTER'S GUILD
MYSTERY QUILT

PART 3

CUTTING INSTRUCTIONS

Fabric 1

Cut: (2) 4-1/2" x WOF strips. Sub-cut into (18) 4-1/2" squares.
Cut each square twice diagonally into (72) QST.

Fabric 2

Cut: (2) 4-1/2" x WOF strips. Sub-cut into (18) 4-1/2" squares.
Cut each square twice diagonally into (72) QST.

Fabric 4

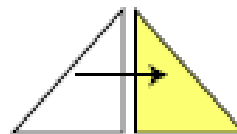
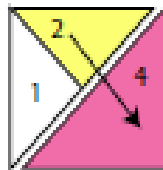
Cut: (4) 3-7/8" x WOF strips. Sub-cut into (36) 3-7/8" squares.
Cut each square once diagonally into (72) HST.

Fabric 5

Cut (2) 3-1/2" x WOF strips. Sub-cut into (18) 3-1/2" squares.

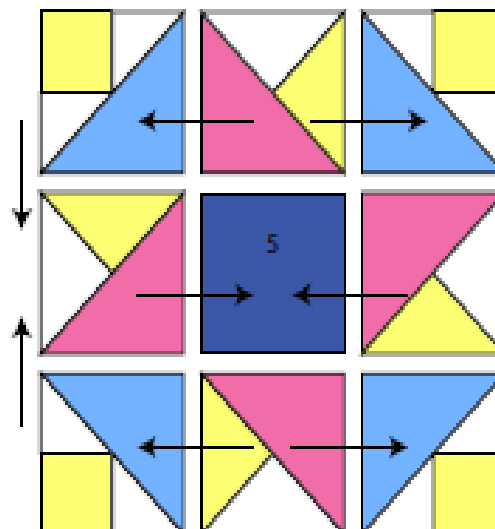
SEWING INSTRUCTIONS (Press in the direction of the arrows.)

1. Sew a 4-1/2" Fabric 1 QST to a 4-1/2" Fabric 2 QST.



2. Sew the 3-7/8" Fabric 4 HST to the unit from step 1. Unit should equal 3-1/2" square. Make (72) unit2.

3. Layout (4) Unit 1 (from Part 2), (4) Unit 2 and (1) 3-1/2" Fabric 5 square.
4. Sew units across then sew rows.
5. Make (18) Block 1.



MISSOURI STATE QUILTER'S GUILD
MYSTERY QUILT

PART 4

CUTTING INSTRUCTIONS

Fabric 1

Cut: (3) $6\text{-}7/8"$ x WOF strips. Sub-cut into (68) $1\text{-}5/8"$ x $6\text{-}7/8"$ rectangles.

Fabric 6

Cut: (4) $3\text{-}7/8"$ x WOF strips. Sub-cut into (34) $3\text{-}7/8"$ squares.

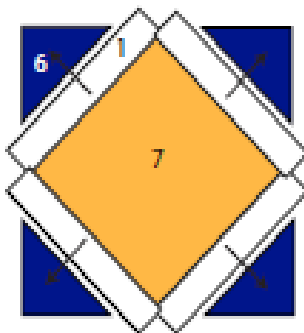
Cut each square once diagonally into (68) HST.

Fabric 7

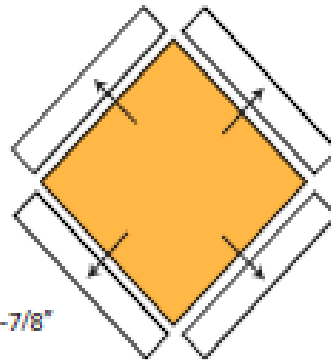
Cut: (3) $6\text{-}7/8"$ x WOF strips. Sub-cut into (17) $6\text{-}7/8"$ squares.

SEWING INSTRUCTIONS (Press in the direction of the arrows.)

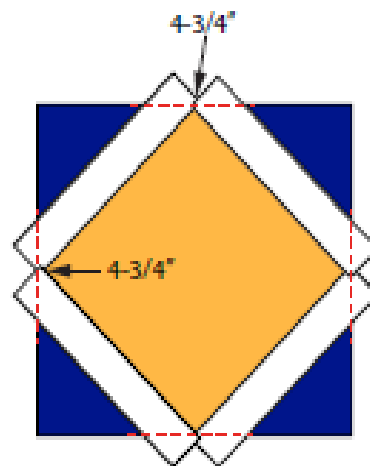
1. Matching centers, sew a $1\text{-}5/8"$ x $6\text{-}7/8"$ Fabric 1 strip to each side of the $6\text{-}7/8"$ Fabric 7 square. Don't worry that the ends of the strips do not overlap.



2. Matching centers, sew a $3\text{-}7/8"$ Fabric 6 HST to each side of the block.



3. Using a large ruler, line up the $4\text{-}3/4"$ marks with the centers of the two adjacent sides of the block. Trim those sides. Rotate the block 180° and repeat on the remaining two sides of the block. Block should equal $9\text{-}1/2"$. Make (17) Block 2.



MISSOURI QUILT SHOPS

*It is advised to check ahead being as information may have changed.
Shop listings are by city.*

Sue's Machine Quilting Company

111 East High Street

Jefferson City MO 65101

573-896-5661

Sue Christian

info@suesquiltingcompany.com

www.suesquiltingcompany.com

Between Madison & Jefferson--2 doors from Carrie's Hallmark towards
the Capitol

O'Sewpersonal Fabric, Patterns & Classes

210 Sonderen St.

O'Fallon MO 63366

636-236-9796 636-294-7922

Kelly Nicks

osewpersonalfabric@gmail.com

T 9:30-7, W Th F 9:30-5, S 9:30-3 - Sun-Mon Closed

Missouri State Quilters' Guild Membership form

New Member _____ Renewal _____

Name _____

Address _____ City _____

_____ State _____ Zip _____

Home Phone _____

Cell Phone _____

Email address _____

Guild/Club affiliations (if any) _____

Local offices held (if any) _____

Dues are \$20 for 1 year (July 1 – June 30)

Dues are \$50 for 3 years (July 1 – June 30)

Dues are \$15 for ½ year (January 1 – June 30)

Check # _____ Total \$ _____

Make check payable to Missouri State Quilters Guild and send to:

Cheri' Hofeldt – MSQG Membership

27387 Courtney Place Court

Warrenton, MO 63383